



SPECIFICATIONS

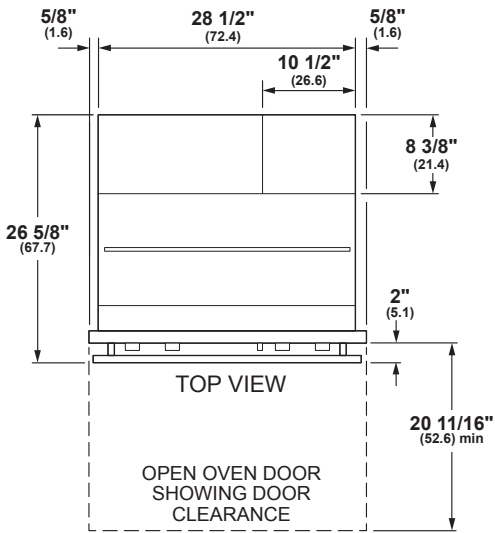
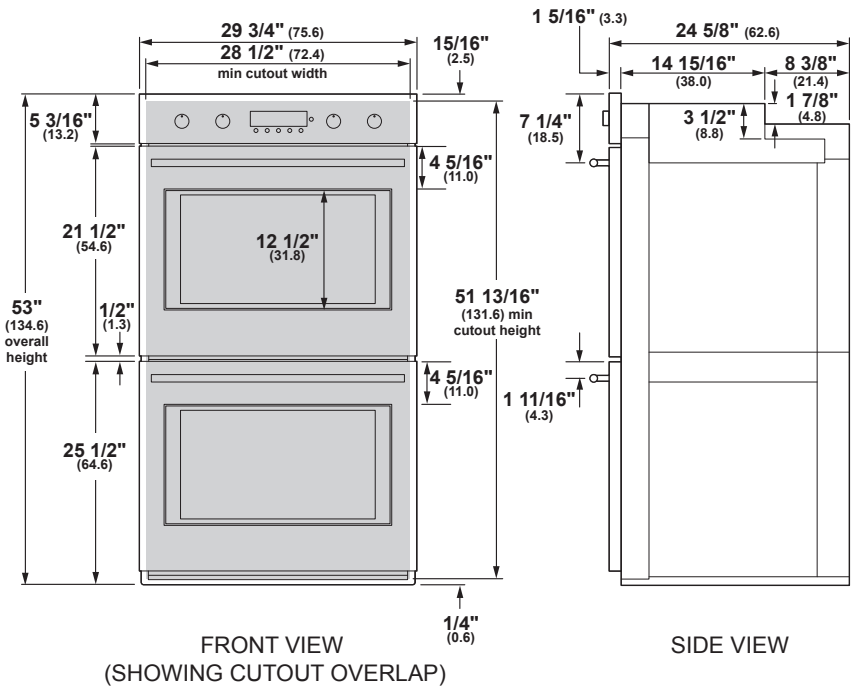
Overall Width	29 3/4" (75.6 cm)
Overall Height	53" (134.6 cm)
Overall Depth Including Handle	26 5/8" (67.7 cm)
Oven Door Clearance	20 11/16" (52.6 cm)
Overall Oven Interior Capacity	10.0 cu. ft. (283.2 liters)
Oven Interior Dimensions (W x H x D) each oven	25" x 17 3/8" x 20 1/4" (63.5 x 44.1 x 51.4 cm)
Minimum Cabinet Width*	30" (76.2 cm)
Minimum Cabinet Depth*	24" (61.0 cm)
Minimum Base Support	400 lbs. (181 kg)
Cutout Width*	28 1/2" (72.4 cm) Min 28 5/8" (72.7 cm) Max
Cutout Height*	51 13/16" (131.6 cm) Min 51 15/16" (131.9 cm) Max
Cutout Depth*	23 1/2" (59.7 cm) Min
Volts/Hertz/Amps	240/208 V AC, 60 Hz, 40A
Conduit Length	40" (72" available special order: WB18T10398)
Electrical Rating	6.8 kW at 208V 9.0 kW at 240V
Shipping Weight	390 lbs. (178 kg)

\* Additional space will be needed for flush installation.

ATTENTION ELECTRICIAN:

A 240/208V, 60Hz, 40 Amp circuit is required. An individual properly grounded branch circuit or circuit breaker is required. Hardware junction box is required for built-in product.

OVERALL DIMENSIONS

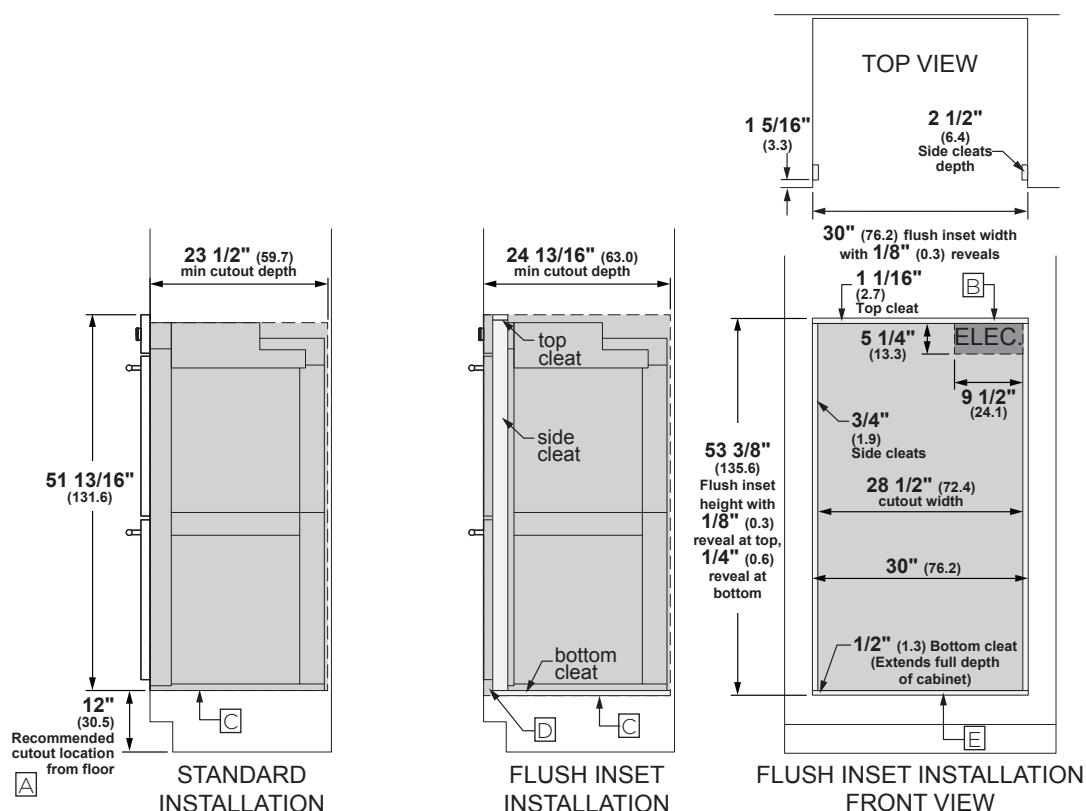


Dimensions in parentheses are in centimeters unless otherwise noted. Actual product dimensions may vary due to manufacturing tolerances.

ELEVATE EVERYTHING™

MONOGRAM

## WALL INSTALLATION

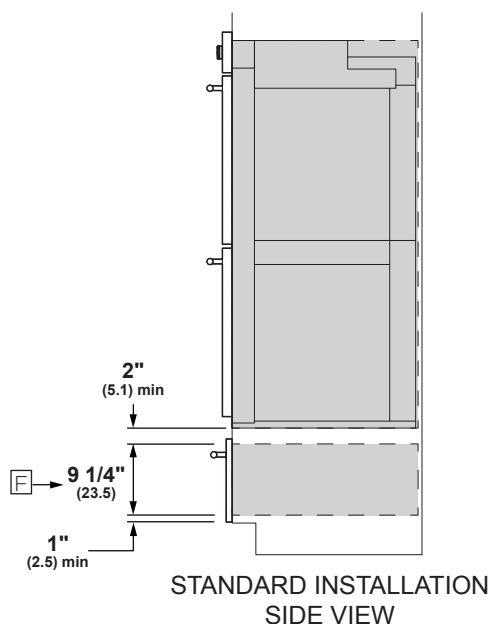


Allow 1/8" (0.3) clearances from side edges of oven door.

## NOTES

- Ⓐ Based on a user height of 5' 6" to 5' 10"
- Ⓑ Junction box location (May also be located in adjacent cabinet.)
- Ⓒ Platform must be able to support 400 lbs (181 kg)
- Ⓓ Cabinet surfaces must be an appearance finished surface for flush installation.
- Ⓔ Cleats may be visible and should be finished to match cabinetry.
- Ⓕ Dimension per Warming Drawer requirement

## INSTALLATION OVER WARMING DRAWER



ELEVATE EVERYTHING™

**MONOGRAM**

For more details, refer to the installation instructions for this product on [Monogram.com](http://Monogram.com). Dimensions in parentheses are in centimeters unless otherwise noted.

## FEATURES AND BENEFITS

**TRUE EUROPEAN CONVECTION WITH DIRECT AIR**  
Channels heated air from the top of the oven and circulates it around food on all sides for perfectly uniform baking and roasting

**10.0 CU. FT. OVEN CAPACITY (5.0 EACH OVEN)**  
Accommodates even the largest meals

**TEN-PASS BAKE ELEMENT**  
Covers more surface area for more even baking results

**ALL-GLASS INTERIOR DOOR PANEL**  
Offers a visually striking look that's easy to clean

**THEATRE-STYLE LED OVEN LIGHTING**  
Located on both sides of the oven to enhance visibility and provide a clear view of food, regardless of rack position

**STAINLESS STEEL BACK-LIT DIGITAL CONTROL KNOBS**  
Rotate with smooth precision. An indicator light in each knob makes it easy to view and select heat settings

**NOTIFICATION LIGHTING**  
Allows you to check cooking status with a quick glance

**EXCLUSIVE SELF-CLEAN (2 FULL-EXTENSION, 1 REGULAR) OVEN RACKS (EACH OVEN)**  
Glide in and out smoothly on stainless steel ball bearings, and are designed to be left in the oven during the self-clean cycle

**SELF-CLEAN WITH STEAM CLEAN OPTION**  
Gives you flexible options for thorough oven cleaning

**TEN-PASS, DUAL BROIL ELEMENT**  
Evenly browns dishes of all types and sizes

**WIFI CONNECT**  
Allows you to control oven functions from anywhere inside or even outside your home, using your smartphone or other web-enabled mobile device

**BLACK INTERIOR**  
Offers a stylish complement to the sophisticated exterior design



70 to 90% U.S. content. Product content details at [GEAppliances.com/USA](http://GEAppliances.com/USA)

ELEVATE EVERYTHING™

**MONOGRAM**